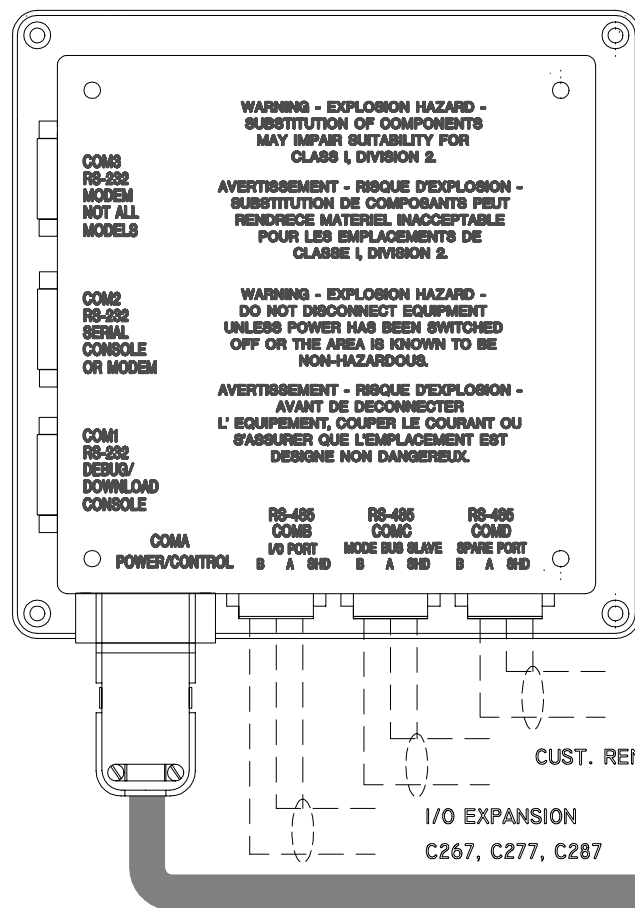


MILLENNIUM HEAD MODEL NUMBERS
REF. DWG 50-00-0385

MILLENNIUM POWER SUPPLY MODEL NUMBERS
MCPS-NA PART # 50-70-0308
MCPS-A1 PART # 50-70-0306
MCPS-A2 PART # 50-70-0307
REF. DWG 50-00-0357

NOTES:

- FIELD WIRING CONNECTIONS TO BE INSTALLED IN ACCORDANCE WITH THE NEC FOR CLASS I, DIV 2, GRPS C AND D HAZARDOUS LOCATIONS.
- INSTALL SEPARATE CONDUCTORS FOR SSR AND CONTROLLER POWER INPUT. ALLOW FOR CONDUCTOR VOLTAGE DROP WHEN DETERMINING CONDUCTOR SIZE. ALL POWER SUPPLIES MUST HAVE COMMON GROUND.
- FOR AN INDUCTIVE LOAD, INSTALL A DIODE IN PARALLEL WITH THE LOAD. USE A FAST RECOVERY 3A, 50PIV DIODE. MOUNT DIODE AS CLOSE AS POSSIBLE TO THE LOAD DEVICE. MAXIMUM LOAD INDUCTANCE: 1H @ 0.25A, 5mH @ 3A.
- $RL = (Vps - 3.15)/0.20$
RL = LOOP RESISTANCE
Vps = POWER SUPPLY VOLTS
- SENSOR SWITCH INPUT CURRENT: 2.45MA MAX @ 10VDC, 9.2MA @ 32VDC
- MINIMUM CHARGE/DISCHARGE CYCLE TIME 5 MIN.



CUST. REMOTE COMMUNICATION

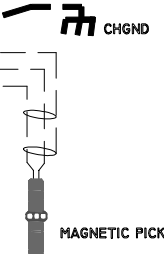
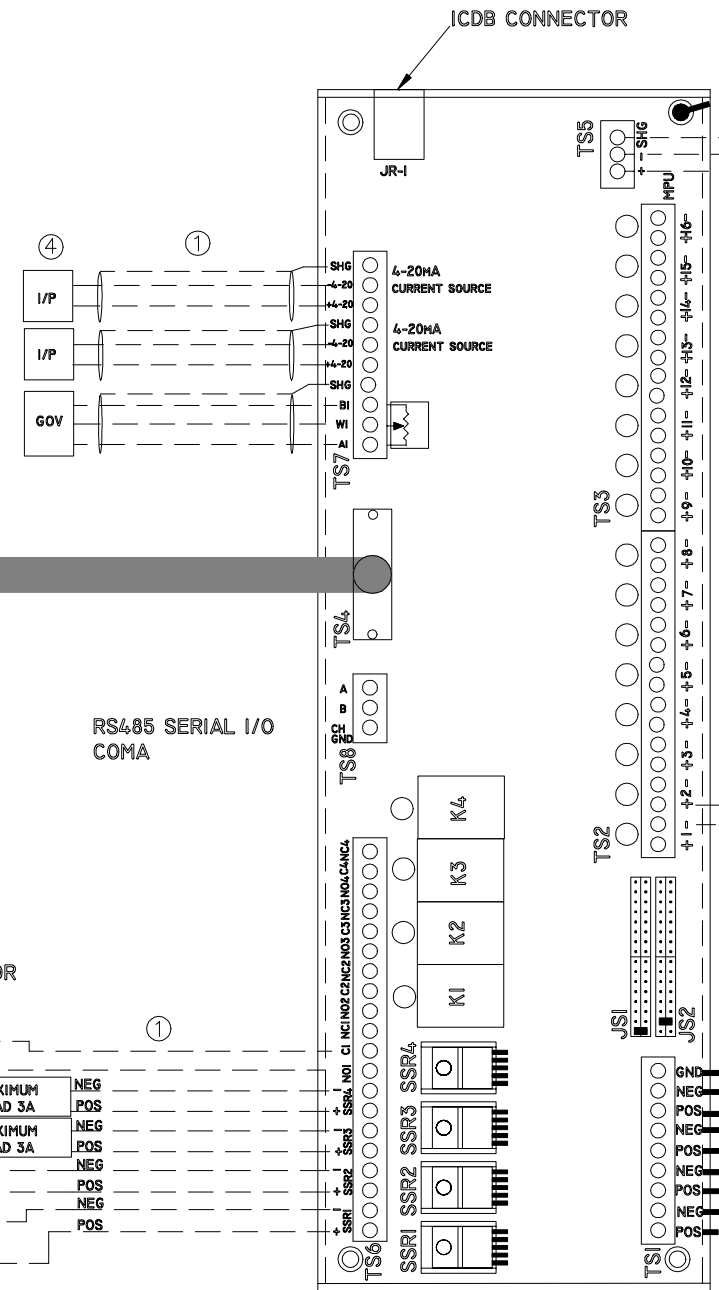
CUST. REMOTE COMMUNICATION

I/O EXPANSION

C267, C277, C287

MCCA72 PART # 50-05-0782

THIS EQUIPMENT IS SUITABLE FOR USE IN CLI, DIV2 GRPS. C, D (T3) HAZARDOUS LOCATIONS.

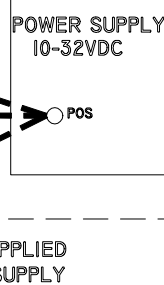


NON-INCENDIVE FIELD WIRING CONNECTIONS TO PASSIVE SWITCHES FOR USE IN CLI, DIV2, GRPS C AND D HAZARDOUS LOCATIONS. ROUTE SWITCH LEADS SEPERATE FROM ALL OTHER WIRING.

TYPICAL NORMALLY CLOSED SENSOR FOR USE IN CLI, DIV2, GRPS, C AND D HAZARDOUS LOCATIONS.

TYPICAL NORMALLY OPEN SENSOR FOR USE IN CLI, DIV2, GRPS, C AND D HAZARDOUS LOCATIONS.

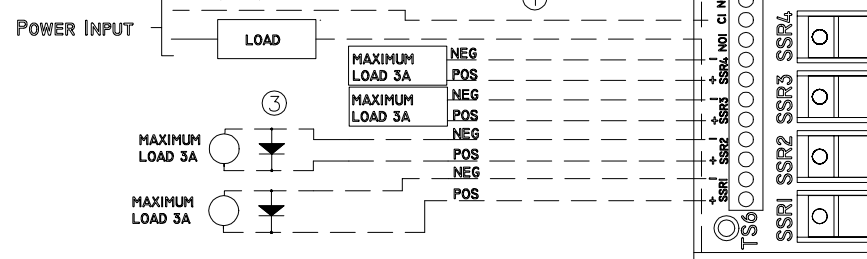
SSR POWER SUPPLY LEADS



USER SUPPLIED POWER SUPPLY

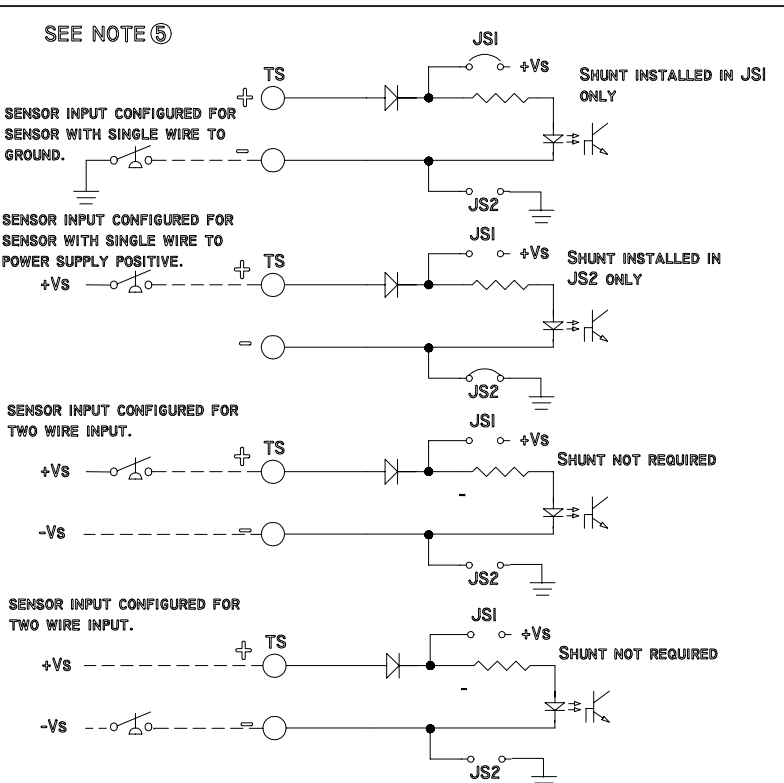
MCCP PART # 50-70-0326
REF DWG 50-00-0395

10A, 125VAC, 5A, 30VDC TYPICAL FOR ALL FOUR RELAY OUTPUTS



WARNING - EXPLOSION HAZARD - DO NOT DISCONNECT EQUIPMENT UNLESS POWER HAS BEEN SWITCHED OFF OR THE AREA IS KNOWN TO BE NON-HAZARDOUS.

AVERTISSEMENT - RISQUE D'EXPLOSION - AVANT DE DECONNECTER L'EQUIPEMENT, COUPER LE COURANT OU S'ASSURER QUE L'EMPLACEMENT EST DESIGNÉ NON DANGEREUX.



SENSOR SWITCH WIRING.

REMOVED MILLENNIUM HEAD MODEL NUMBERS:		02-26-02	02-0133	DPMC	DMC
50700302, 50700303, 50700304 & 50700305		DATE	ERNO	BY	CHK
REV. CHANGES MADE	DATE:	SCALE: NTS	DATE		
TOLERANCES UNLESS NOTED OTHERWISE	ORIG.ER#	CHKD BY: DK	DATE		
.XX ± .030	ANGLES ± 2°	DRWN BY: WRB	APPD BY: RH		
.XXX ± .010	✓ 125	MATERIAL			
FINISH	DWG. SIZE	PRE-PROD.	PROD.	NAME	
				INSTALLATION DIAGRAM	
				MILLENNIUM CONTROLLER	
				DRAWING NO.	REV
				50-08-0040	C