

Magnetic Pickups

Models MP3298, MP7905 and MP7906



Specifications

Housing Material:

MP3298: Type 300 Stainless Steel, Locknut: Type 300 Stainless Steel.

MP7905 and MP7906: Type 6061 Aluminum/Anodize Class 1. Locknut: steel nickel plated

Output Leads (all models): Two insulated leads, 20AWG, STR/TEF insulated per MIL-W-16878D Type E, 1 White and 1 Black.

Output Voltage (all models): 200 V.P.P. TYP. (tested at 1000 I.P.S. 20 Pitch gear, 0.005 Gap., and 100K OHM Load).

Coil Resistance:

MP3298: 975 Ohms TYP.

MP7905 and MP7906: 2500 Ohms TYP.

Potting (all models): Internal portion of pickup is filled with epoxy resin, making the magnetic pickup oil- and moist-resistant.

Temperature (all models): -65° to +225°F (-54° to 107°C).

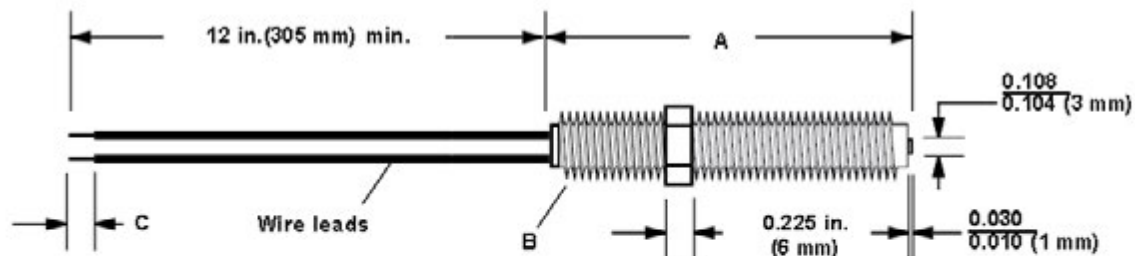
Coil Induct.:

MP3298: 800 mH max, @ 1 KHz

MP3298: 400 mH TYP. @ 1 KHz

Pickup Model	Part Number	Total Length	Threaded Length	Thread Size
MP3298	20700162	3 in. (76 mm)	3 in. (76 mm)	5/8-18 UNF
MP7906	20700161	3 in. (76 mm)	3 in. (76 mm)	3/4-16 UNF
MP7905	20700160	4-1/2 in. (114 mm)	4-1/2 in. (114 mm)	3/4-16 UNF

Dimensions



A. MP3298 and MP7906 = 3 in. (76 mm)
MP7905 = 4.5 in. (114 mm)

B. MP3298 = 5/8-18 UNF-2A
MP7905 and MP7906 = 3/4-16 UNF-2A

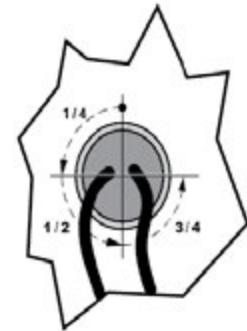
C. MP3298 = 0.250 in. (6 mm)
MP7905 and MP7906 = 0.370 in. (9 mm)

Polarity: White lead is positive with respect to Black lead upon approach of ferrous metal.



Gap Adjustment

Insert magnetic pickup and turn until it stops at the face of the gear. Back off the pickup counter clockwise 1/4, 1/2 or 3/4 turn. See Gap Chart to determine gap distance based on the turn. Check gap clearance by rotating the gear completely around.

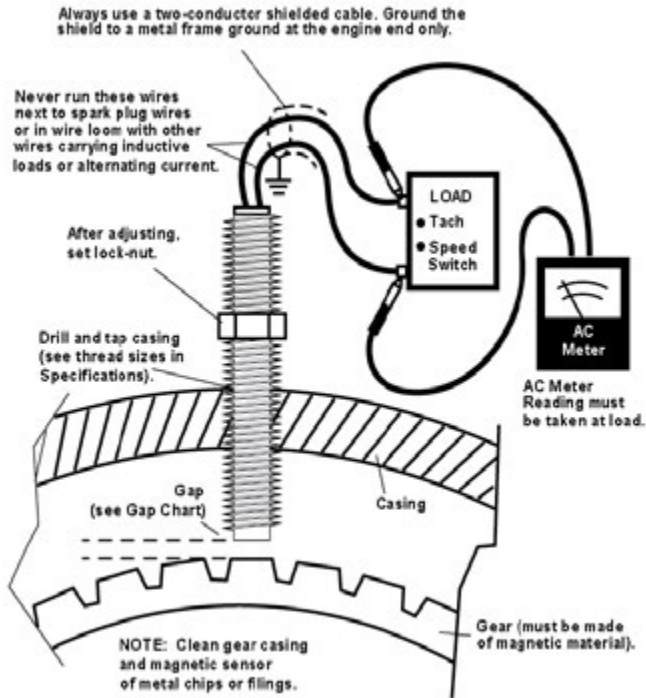


NOTE: Magnetic pickup gap should be adjusted so that the minimum voltage required is attained at the engine's lowest RPM. The voltage will increase as the speed increases. If erratic readings occur, remove the magnetic pickup and check the magnetic tip for metal chips.

A magnetic pickup is an AC generator. It is normally installed into the flywheel housing of an internal combustion engine. The starter ring gear acts upon it to generate a voltage pulse each time a gear tooth passes the end of the sensor.

Magnetic Pickup Installation

Drill and tap a hole in the flywheel housing (See Specifications for model and thread size). **IMPORTANT:** Drilling too deep may damage ring gear teeth. Blow chips with air hose when drilling and tapping hole.



Gap Chart

TURN		GAP	
TURN	1/4	.013 in. (0.33 mm)	.015 in. (0.38 mm)
	1/2	.028 in. (0.71 mm)	.030 in. (0.76 mm)
	3/4	.035 in. (0.88 mm)	.045 in. (1.14 mm)
	1	.055 in. (1.39 mm)	.062 in. (1.57 mm)

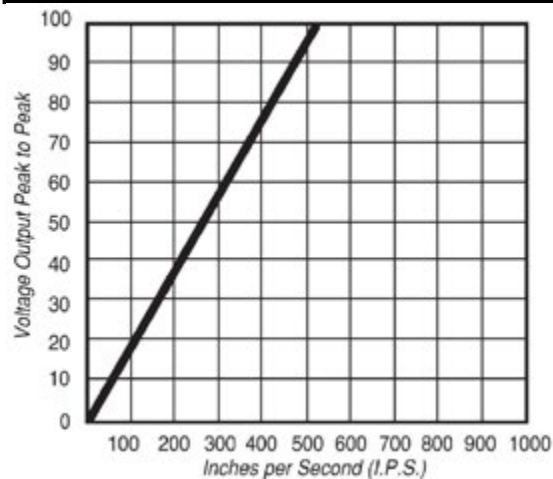
Gear Pitch/Voltage Output

Gear Pitch	% Output Std. Volts
6	187
8	172
10	162
12	157
16	118
20	100
24	85
32	23
48	-
64	-
72	-

Note: Dash indicates not recommended.

$$I.P.S. = \frac{R.P.M. \times \text{dia.} \times 3.14}{60}$$

Output Voltage Operating Chart



Note: Tested at 1000 I.P.S. 20 pitch gear, 0.005 gap and 100K OHM load.

ENOVATION CONTROLS CORPORATE HEADQUARTERS
5311 S 122ND EAST AVENUE
TULSA, OK 74146

ENOVATION CONTROLS – SAN ANTONIO OFFICE
5757 FARINON DRIVE
SAN ANTONIO, TX 78249

ENOVATION CONTROLS – HOUSTON OFFICE
105 RANDON DYER RD
ROSENBERG, TX 77471

ENOVATION CONTROLS LTD. – UNITED KINGDOM
CHURCH ROAD LAVERSTOCK
SALISBURY SP1 1QZ UK

MURPHY ECONTROL TECHNOLOGIES (HANGZHOU) CO, LTD.
77 23RD STREET
HANGZHOU ECONOMIC & TECHNOLOGICAL DEVELOPMENT AREA
HANGZHOU, ZHEJIANG 310018 CHINA

U.S. SALES & SUPPORT

ECONTROL PRODUCTS
PHONE: 210 496 9772
FAX: 210 496 9791
EMAIL: INFO@ENOVATIONCONTROLS.COM
WWW.ECONTROL.COM

MURPHY PRODUCTS
PHONE: 918 317 4100
FAX: 918 317 4266
EMAIL: SALES@ENOVATIONCONTROLS.COM
WWW.FWMURPHY.COM

MURPHY CONTROL SYSTEMS & SERVICES
PHONE: 281 633 4500
FAX: 281 633 4588
EMAIL: CSS-SOLUTIONS@ENOVATIONCONTROLS.COM

MURPHY INDUSTRIAL PANEL DIVISION
PHONE: 918 317 4100
FAX: 918 317 4124
EMAIL: IPDSALES@ENOVATIONCONTROLS.COM

INTERNATIONAL SALES & SUPPORT

UNITED KINGDOM
PHONE: +44 1722 410055
FAX: +44 1722 410088
EMAIL: SALES@ENOVATIONCONTROLS.EU
WWW.FWMURPHY.EU

CHINA
PHONE: +86 21 6237 5885
FAX: +86 21 6237 5887
EMAIL: APSALES@ENOVATIONCONTROLS.COM

LATIN AMERICA & CARIBBEAN
PHONE: 918 317 2500
EMAIL: LASALES@ENOVATIONCONTROLS.COM

SOUTH KOREA
PHONE: +82 70 7961 4100
EMAIL: SKOREASALES@ENOVATIONCONTROLS.COM

INDIA
PHONE: +91 91581 37633
EMAIL: INDASALES@ENOVATIONCONTROLS.COM



FN 28221 (Tulsa, OK - USA)
FN 620667 (San Antonio, TX - USA)
FN 28221 (Rosenberg, TX - USA)
FN 219422 (UK)



FN 523851 (China) TS 589322 (China)