




**READ FIRST - IMPORTANT!**

sect. 10 00-02-1139  
rev. 2018/05/08

**2 / 2.5" Temperature  
Murphygage and Swichage Instruments**

Please read the Installation Manual (P/N 00-02-0168) before installing the Temperature Gauge. The latest version and product support can be found at: [support.enovationcontrols.com](http://support.enovationcontrols.com), then search for A20T/A25T.

Alternately, scan this QR Code:



Inventory Control Bar Code:



**Quick Specifications:**

**Unit Weight:**

- A20 Series: 11.9 oz. (0.370 kg)
- A25 Series: 13.3 oz. (0.413 kg)

**Unit Dimensions:**

- A20 Series: 4-3/4 x 4-3/4 x 3 in. (121 x 121 x 76 mm)
- A25 Series: 4-3/4 x 4-3/4 x 2-3/4 in. (121 x 121 x 70mm)

**Wiring:**

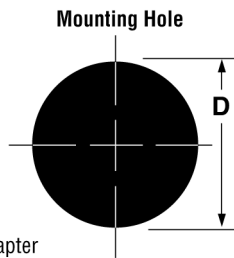
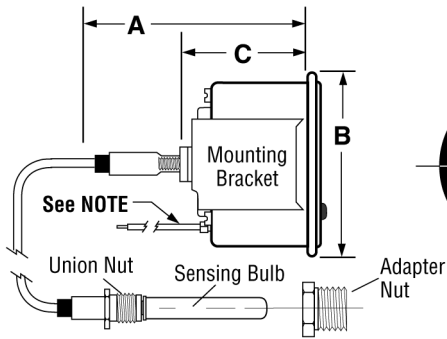
- A20T, A20TE: Number 4 screw terminals
- A25T, A25TE: Number 6 screw terminals

**Maximum Ambient Temperature:** -40° through 150°F (-40° through 66°C)

**Adjustable Limit Contact:**

- (A20T/A25T): SPST contact; pilot-duty only, 2A @ 30 VAC/VDC
- (A20TE/A25TE): SPDT, 3A @30 VDC inductive; 4A @ 125 VAC inductive

**Mounting Dimensions**



	<b>20 Series</b>	<b>A20 Series</b>	<b>25 Series</b>	<b>A25 Series</b>
<b>A</b>	2-7/32 (56)	2-9/64 (54)	2-1/8 (54)	1-51/64 (46)
<b>B</b>	2-15/64 (57)	2-1/4 (57)	3-1/8 (79)	2-29/32 (74)
<b>C</b>	1-5/16 (33)	1-27/64 (36)	1-3/8 (35)	1-27/64 (36)
<b>D</b>	2-1/16 (53)	2-1/16 (53)	2-11/16 (68)	2-11/16 (68)

NOTE: The dimensions above are in inches and (millimeters).