

Bubble Lens Assembly Instructions (LM500/LM500-TF)

WARNING: Perform all installations with the power source OFF. Be sure engine has cooled and pressure has been relieved. Follow all safety practices to prevent SEVERE BURNS.

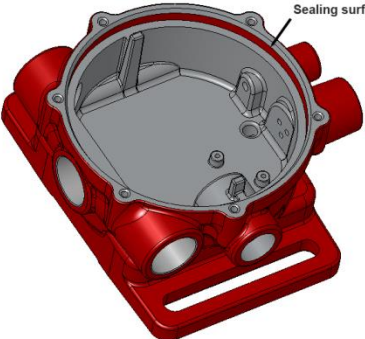

NOTES:

The Lens Replacement Kit contains the following parts:


- Lens
- Dial (Lens and Dial are assembled)
- O-ring
- Screws (6)

Tools needed for the Lens Replacement:

- #2 Phillips Screwdriver
- Cleaning cloth

Step	Action	Diagram
1	Clean the vertical sealing surface of the LM500 case to ensure no debris is present that would affect the O-ring seal.	
2	Carefully unpack the lens/dial assembly. Remove protective film from the lens. Place the O-ring around the lens.	
Note:	Installation in temperatures below 60°F may be more difficult as cooler temperatures will make the O-ring less pliable.	

Continued on next page

3	Align bolt hole pattern. Place on flat or rigid surface. Push hard from the center of the lens. Take precautions to prevent scratching the lens.	
Note:	A small amount of lubricant may be required (water, saliva, natural skin oil, clean engine or compressor oil). DO NOT use P80 or any similar type of lubricant. This will cause the lens to crack.	
4	Tighten screws using a cross pattern. Numbers are shown at right for reference. Recommended torque is 12 inch-pounds, which is equivalent to 1/8 turn after the screw bottoms out.	
Note:	For additional information on the LM500 (specifications and installation instructions), search LM500 on the FW Murphy Production Controls' website (www.fwmurphy.com). At the LM500 web page, select the Literature tab and choose Installation Instructions .	

FW MURPHY PRODUCTION CONTROLS
SALES, SERVICES & ACCOUNTING
4646 S. HARVARD AVE.
TULSA, OK 74135

CONTROL SYSTEMS & SERVICES
105 RANDON DYER ROAD
ROSENBERG, TX 77471

MANUFACTURING
5757 FARINON DRIVE
SAN ANTONIO, TX 78249

DOMESTIC SALES & SUPPORT

FW MURPHY PRODUCTS
PHONE: 918 957 1000
EMAIL: INFO@FWMURPHY.COM
WWW.FWMURPHY.COM

FW MURPHY CONTROL SYSTEMS & SERVICES
PHONE: 281 633 4500
EMAIL: CSS-SOLUTIONS@FWMURPHY.COM

INTERNATIONAL SALES & SUPPORT

CHINA
PHONE: +86 571 8788 6060
EMAIL: INTERNATIONAL@FWMURPHY.COM

LATIN AMERICA & CARIBBEAN
PHONE: +1 918 770 8775
EMAIL: INTERNATIONAL@FWMURPHY.COM

SOUTH KOREA
PHONE: +82 70 7951 4100
EMAIL: INTERNATIONAL@FWMURPHY.COM



FM 668576 (San Antonio, TX - USA)
FM 668933 (Rosenberg, TX - USA)



FM 523851 (China) TS 589322 (China)