

Centurion™ C4 Configurable Controller

The Centurion Configurable Controller is a control and monitoring system. Primarily designed for engine/electric motor driven compressors, the Centurion is well suited for many control applications using standard configurations to save money and reduce training. Additionally, we can custom design a control package to meet exact specifications for a variety of applications.

The Centurion continuously monitors input signals and set points and commands outputs to maintain proper operation. When an out-of-limits event occurs, the controller will stop, shut down or control equipment to change conditions. The auto-start capabilities of the Centurion allow for start/stop based on parameters such as pressure set points or by digital signals.

The Centurion provides real-time data via communication ports to a connected display and/or supervisory system. This advanced system offers multiple options for remote communications and operation including HMIs, PLCs, PCs and SCADA systems. The industry-standard Modbus* RTU protocol means greater support for a wide variety of communication equipment including radio and satellite communications systems.



Features

- Features of the Centurion include:
- Fully configurable control and monitoring system. Applications include reciprocating/screw compressors and pump systems.
 - Expandable system to meet most three-stage compressor applications.
 - User configurability with Windows-based software allows the operator to point and click to implement standard processes. All I/O points can be custom configured.
 - No programming experience required.
 - Local and remote communications, Modbus RTU via RS485/232.
 - USB 1.1 support for laptops without a serial port.
 - Upload/download capabilities for configurations and set points.
 - Approved certification for Class I, Division 2, Groups B, C & D areas.
 - Shut-down history list (Last 20 events)
 - Event history list (Last 32 events)
 - Active alarm list
 - 10 maintenance timers
 - Run hourmeter
 - Support for no-flow totalization
 - Number of starts per hour (electric motor)
 - Six PID loops with override (up to three each)
 - Configuration templates provided for simple use
 - Configurations stored in non-volatile flash memory
 - Set points stored in non-volatile EEPROM memory

Basic Components

The Centurion consists of a display module, a main I/O module and optional expansion I/O module. No special cables are required. The Centurion is designed for use within a weatherproof enclosure only.

Controller Main I/O Module:

C4-1-A

M-VIEW Displays: Choose from

MV-5-C, MV-7T or MV-12T

Optional Expansion I/O Modules (optional):

MX4-R2 and MX5-R2

MV-5-C, M-VIEW® Monochrome LCD Display

- Operating temperature: -40° to 185° F (-40° to 85° C)
- Power input: 11 W max 10-30 VDC
- Screen: 320 x 240 pixels, LCD display with backlight
- User interface: 12-key keypad set point entry, alarm acknowledgment, start, stop, reset, etc.
- Communications:
 - RS232-1/RS485-1 (Modbus RTU client)
 - RS485-2 (Modbus RTU server)
 - 1 USB Server Type B (firmware updates)
 - 1 USB Host Type A (reserved)
 - CAN x 2
 - >1 proprietary for FW Murphy Hardware
 - >1 reserved for J1939 engine ECU
- Customizable process screens:
 - Line by line
 - Gage
 - Control loop
 - Generic register
- Built-in screens (examples):
 - Digital input status and polarity
 - Digital output status
 - Temperature input status/fault
 - Fault snapshot (mirror of line by line)
 - Alarm log
 - Event log
- Third-party approvals:
 - North America:
 - Class 1, Div 2, Grps A, B, C, D Haz. Loc. T4
 - Class I, Zone 2, AEx ec ic [ic] IIC T4 Gc Ex ec ic [ic] IIC T4 Gc X
 - ATEX Zone 2
 - II 3G Ex ec ic [ic] IIC T4 Gc
 - DEMKO 18 ATEX 1926X
 - 40°C ≤ Tamb ≤ +85°C
 - IECEx Zone 2
 - Ex ec ic [ic] IIC T4 Gc
 - IECEx UL 18.0072X
 - 40°C ≤ Tamb ≤ +85°C



MV-7T and MV-12T, M-VIEW® Touch Series Displays


- Operating temperature:
 - 4° to 140° F (-20° to 60° C)
- Power input:
 - MV-7T, 15 W max 10-30 VDC (36 W max with modules)
 - MV-12T, 23 W max 10-30 VDC (57 W max with modules)
- Screen (sunlight readable):
 - MV-7T, 800x480 pixels, 7" widescreen, brightness 1000 cd/m2
 - MV-12T, 1280x800 pixels, 12" widescreen, brightness 1600 cd/m2
- User interface: resistive analog touchscreen
- Communication interface
 - 2x RS232
 - 1x RS485
 - 2x USB host type A (file transfer, datalogging, USB device)
 - 1x USB server (program/firmware updates)
 - 2 Ethernet 10/100 Base TX (RJ45)
- Communication protocols:
 - EtherNet/IP (CIP)
 - Modbus TCP/IP
 - Modbus RTU standard
 - 300 plus available, web server
- Third-party approvals:
 - CE approved
 - EN 61326-1 immunity to industrial Locations emission CISPR 11 Class A
 - IEC/EN 61010-1
 - RoHS compliant
 - ATEX approved
 - II 3 G Ex ic nA IIC T4 Gc
 - II 3 D Ex tc IIIC T135°C Dc
 - DEMKO 14 ATEX 1387X
 - EN 60079-0, -11, -15, -31
 - IECEx approved
 - Ex ic nA IIC T4 Gc
 - Ex tc IIIC T135°C Dc
 - IECEx UL 15.0035X
 - IEC 60079-0, -11, -15, -31
 - UL approved
 - cULus listed for ordinary location:
 - File #E302106
 - UL 61010-1, -2-201
 - cULus listed for hazardous location:
 - File #E317425
 - Class I, Division 2, Groups A, B, C and D
 - Class II, Division 2, Groups F and G
 - Class III, Division 2 ANSI/ISA 12.12.01, C22.2 No. 213-M1987, 157-92
 - IP66 enclosure rating (face only)
 - Type 4X outdoor enclosure rating (face only)
 - ABS type approval for shipboard applications



C4-1-A Main I/O Module

- Power Input: 10-32 VDC (30 W max)
- Operating Temp.: -40° to 185°F (-40° to 85°C)
- Configuration: PC-based Centurion Configuration Software
- All I/O options individually software selectable. No jumpers required
- 32 optically isolated DC digital inputs: NO or NC, (active high/active low), non-incendive
 - LED indicators
 - Approved for use with general purpose switches in hazardous areas
- 12 analog inputs: 0-24 mA or 0-5 VDC, 10-bit hardware
- Eight thermocouples
 - Open thermocouple
 - Cold junction compensation
- One magnetic pickup input/AC run signal:
 - 30 to 10 kHz, 4.5 VAC rms min, 120 VAC rms max.
- 10 digital outputs:
 - LED indicators
 - 4 relay outputs, form C, dry contacts
 - 4 FET outputs (source)
 - 2 FET outputs (sink)
- Two analog outputs
 - 4-20 mA, 16-bit hardware
- 3 Communication Ports:
 - Port 1 (SERIAL):
 - Interface: RS232 or RS485
 - Protocol: Modbus RTU (server)
 - Port 2 (SERIAL):
 - Interface: RS232 or RS485
 - Protocol: Modbus RTU (server), proprietary (configuration transfer)
 - Port 2 (USB): Interface: USB 1.1 compliant port emulating RS232 communications via - PC driver
 - Protocol/Services: Modbus RTU (server), proprietary (configuration transfer)
 - Connection: USB Type B connector
 - Automatic selection of USB when a signal is detected on the USB Type B connector
 - Port 3: Interface: CAN bus
 - Protocol/Services: Proprietary communications for expansion I/O module support


- Third-party approvals:
 - CSA: Class 1, Div 2, Grps B, C, and D; T4 (ambient 85 deg. C)
 - CAN/CSA standard C22.2 No. 0-10
 - General requirements-Canadian electrical code, Part II 10th edition
 - C22.2 no 142-M1987(R2014) process control equipments – third edition
 - C22.2 no 213-M1987(R2013) non-incendive electrical equipment for use in Class I Div 2 hazardous locations
 - ANSI/UL standard 508 industrial control equipment
 - ANSI/ISA-12.12.01-2012 non-incendive electrical equipment for use in Class I and II, Div 2 and Class III, Div 1 and 2 hazardous (classified) locations



Expansion I/O Modules


MX4-R2 Expansion I/O Module

- Operating Temperature:
 - 40° to 185° F (-40° to 85° C)
- Power input: 14.1 W max 10-30 VDC
- 18* thermocouple inputs J or K Type thermocouples:
- 9* 3-wire 100Ω Pt RTD temperature inputs***
 - Open, short DC-, Short DC+ wire fault detection
 - Cold junction compensation
- One magnetic pickup input* / AC Run Signal:
 - 4.5 VAC – 120 VAC, 30 Hz – 10 kHz
- Third-party approvals:
 - Class 1, Div 2, Grps A, B, C, D Haz. Loc. T4
 - Class I, Zone 2, AEx ec [ic] IIC T4 Gc Ex ec [ic] IIC T4 Gc X
 - ATEX Zone 2
 - II 3G Ex ec [ic] IIC T4 Gc
 - DEMKO 18 ATEX 1926X
 - 40°C ≤ Tamb ≤ +85°C
 - IECEx Zone 2
 - Ex ec [ic] IIC T4 Gc
 - IECEx UL 18.0072X
 - 40°C ≤ Tamb ≤ +85°C



MX5-R2 Expansion I/O Module

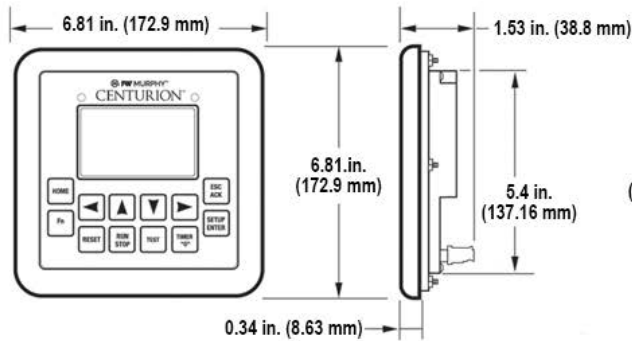
- Operating temperature:
 - 40° to 185° F (-40° to 85° C)
- Power input: 16.5 W max 10-30 VDC
- 24* Digital inputs:
 - NO or NC (active high/active low) intrinsically safe
 - Optically isolated DC digital inputs (active high/active low) with LED indicators
 - Polarity sense / wire fault detection on normally closed systems
 - Approved for use with general purpose switches in hazardous areas
- 10* analog inputs: 0-24 mA or 0-5 VDC, 15 bit hardware
- 16* digital outputs: FET (sink)
- 4 analog outputs: 4-20 mA, 16 bit hardware
- 1 magnetic pickup input* / AC Run Signal:
 - 4.5 VAC -120 VAC, 30 Hz to 10 kHz
- Third-party approvals:
 - Class 1, Div 2, Grps A, B, C, D Haz. Loc. T4
 - Class I, Zone 2, AEx ec [ic] IIC T4 Gc Ex ec [ic] IIC T4 Gc X
 - ATEX Zone 2
 - II 3G Ex ec [ic] IIC T4 Gc
 - DEMKO 18 ATEX 1926X
 - 40°C ≤ Tamb ≤ +85°C
 - IECEx Zone 2
 - Ex ec [ic] IIC T4 Gc X
 - IECEx UL 18.0072X
 - 40°C ≤ Tamb ≤ +85°C



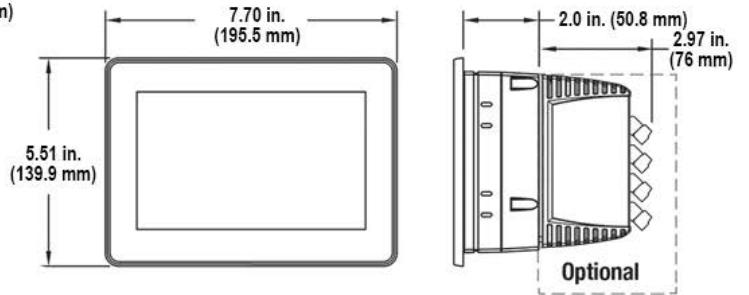
* Non-incendive. (Digital Inputs, Analog Inputs and Temperature Inputs are intrinsically safe and non-incendive.)
 *** RTD=Resistive Temperature Device, American RTD Standard, TCR 0.00392, units Ohms/Ohm / deg. between 0-100 C.

Dimensions

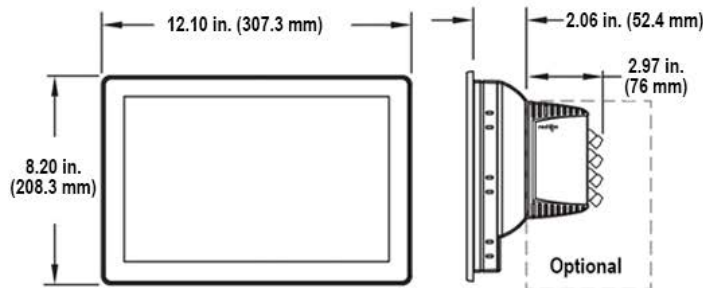
MV-5-C



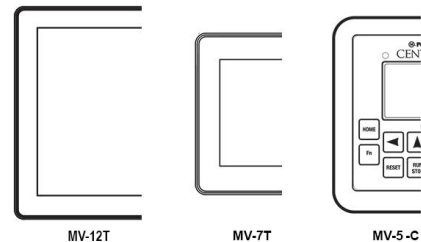
MV-7T



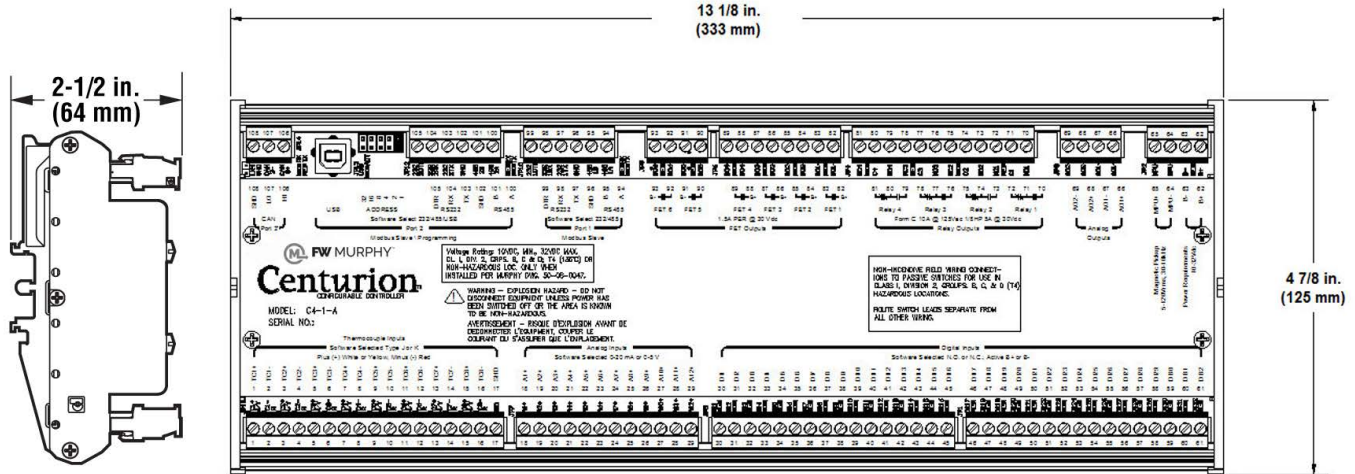
MV-12T



Side-by-Side Screen Approximate Sizes



C4-1-A



How to Order

- Select a Centurion Configurable Controller.
C4-1-A
- Specify expansion I/O modules (optional).
MX4-R2 or MX5-R2
- Specify a display.
MV-5-C, MV-7T or MV-12T

The minimum system requirements:
C4-1-A main I/O module
Display capable of Modbus communications

The FW Murphy M-VIEW Series display modules are highly integrated HMI for use with the Centurion system and is recommended for most customers.

Some systems may require additional I/O which is available on the MX4-R2 or MX5-R2 expansion I/O modules.

Part Number	Description	Notes
Specify Model	C4-1-A, Centurion Controller	Standard
	MV-5-C, (5 in. monochrome LCD display)	Standard, Auto sync
	MV-7T, (7 in. touchscreen full-color display)	Optional, Auto sync
	MV-12T, (12 in. touchscreen full-color display)	
50703852	MX4-R2 expansion I/O module	Optional
50703853	MX5-R2 expansion I/O module	
50000774	Ignition noise (choke) filter	
00032656	MX4-R2 Plug Kit	Printed replacement terminal plugs for MX4-R2 expansion I/O module
00032657	MX5-R2 Plug Kit	Printed replacement terminal plugs for MX5-R2 expansion I/O module
00030866	C4 Plug Kit	Printed replacement terminal plugs for main I/O module

Approximate Shipping Weight and Dimensions		
Model	Weight	Dimension
C4-1-A Controller	2 lb. 7 oz.	16 x 11 x 5 in.
MV-5-C Display	2 lb. 4 oz.	8 x 8 x 6 in.
MV-7T Display	3 lb. 4 oz.	10 x 10 x 6 in.
MV-12T Display	5 lb. 1 oz.	10 x 12 x 12-1/4

Approximate Shipping Weight and Dimensions		
Model	Weight	Dimension
MX4-R2 expansion I/O module	1 lb. 6 oz.	12 x 7 x 5 in.
MX5-R2 expansion I/O module	1 lb. 6 oz.	12 x 7 x 5 in.
C4 Plug kit	0 lb. 5 oz.	5 x 5 x 5
MX4-R2 Plug kit	0 lb. 3 oz.	5 x 5 x 5
MX5-R2 Plug kit	0 lb. 3 oz.	5 x 5 x 5